



[Base de Conhecimentos](#) > [Account](#) > [Onboarding](#) > [Can I open a demo trading account?](#)

## Can I open a demo trading account?

Dan Rikkou - 2026-02-25 - [Comentários \(0\)](#) - [Onboarding](#)

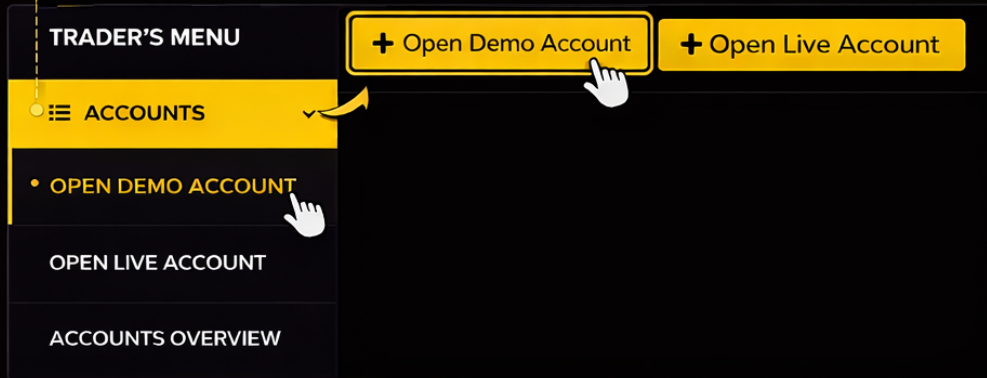
Demo Accounts Are Available for All Clients

You can easily create a Demo trading account anytime from your Trader's Menu.

# How to Create a Demo Account

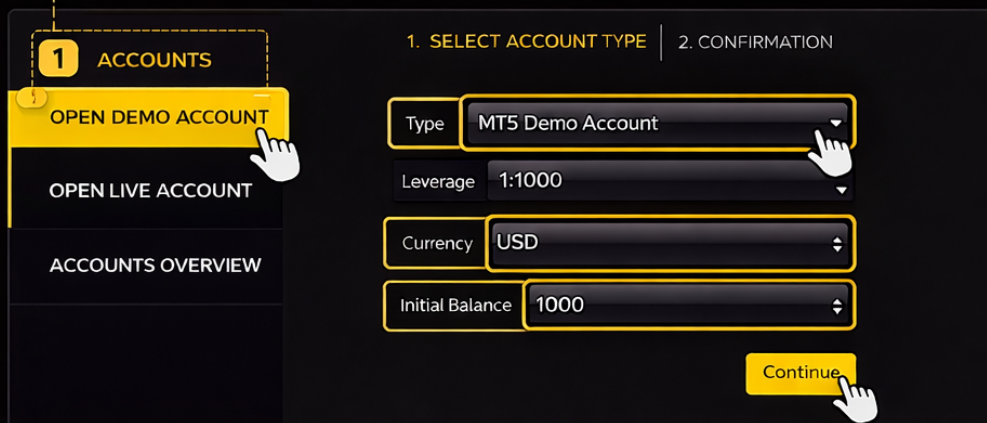
Demo accounts are available for all clients.

## 1 Step 1: Click Open Demo Account



**Step 1:** Click Open Demo Account (from the top shortcut or left menu)

## 2-3 Select Account Type, Leverage, Currency and Initial Balance



**Step 2-3:** Select Account Type (MT4/MT5), then choose Leverage, Currency and Initial Balance

### Important Note:

Demo trading accounts will expire after **1 month**.

# How to Create a Demo Account

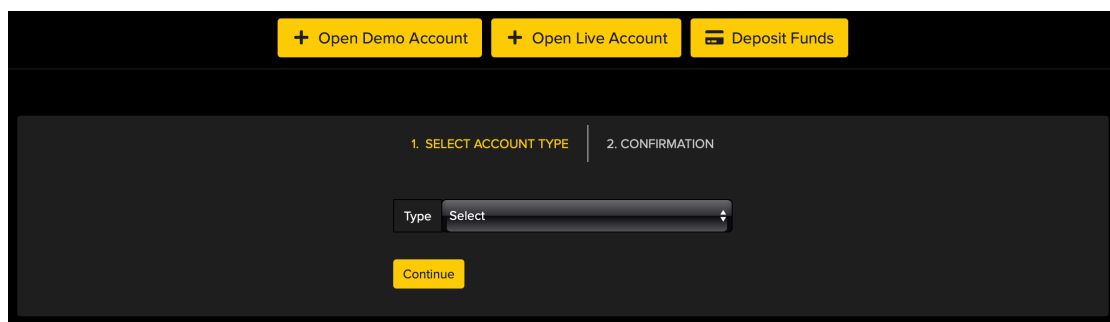
## □ Step 1 - Open Demo Account

Click: Open Demo Account  
(from the left menu or top shortcut button)

## □ Step 2 - Select Account Type

Choose your preferred platform:

- MT4 Demo Account
- MT5 Demo Account

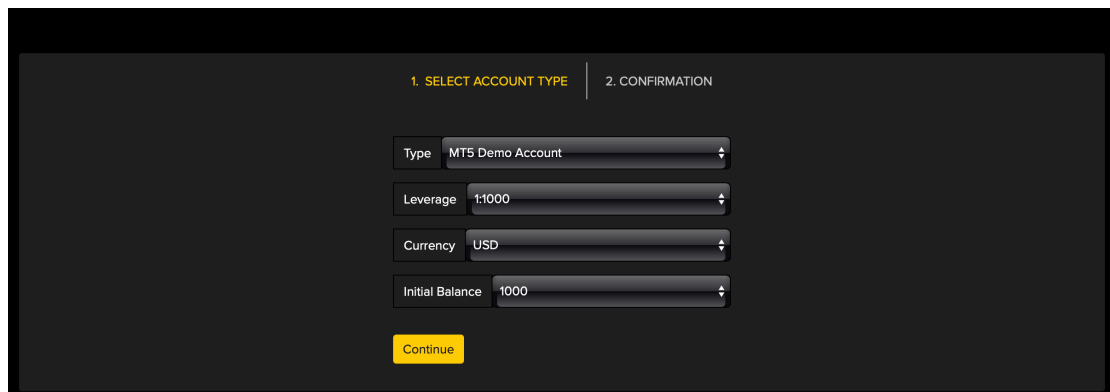


The screenshot shows a dark-themed interface with three yellow buttons at the top: '+ Open Demo Account', '+ Open Live Account', and 'Deposit Funds'. Below the buttons, there are two progress indicators: '1. SELECT ACCOUNT TYPE' (highlighted in yellow) and '2. CONFIRMATION'. A dropdown menu labeled 'Type' is set to 'Select'. A yellow 'Continue' button is positioned below the dropdown.

## □ Step 3 - Configure Your Account Settings

Select the following:

- **Leverage:** Choose your preferred leverage (e.g. 1:1000)
- **Currency:** (USD / EUR / GBP)
- **Initial Balance:** Choose starting balance from: 1,000 USD - 100,000 USD



The screenshot shows the same dark-themed interface as Step 2. The progress indicators are '1. SELECT ACCOUNT TYPE' (highlighted) and '2. CONFIRMATION'. The 'Type' dropdown is now set to 'MT5 Demo Account'. Below it, there are three more dropdown menus: 'Leverage' set to '1:1000', 'Currency' set to 'USD', and 'Initial Balance' set to '1000'. A yellow 'Continue' button is at the bottom.

## □ **Final Step**

Click **Continue** to confirm and create your Demo account.

*Note: Demo trading accounts will automatically expire after 1 month.*